







SUBJECT	UNIT TEST 1	HALF YEARLY EXAM	PROJECT WORK	UNIT TEST 2	ANNUAL EXAM	PROJECT WORK
PRE WRITING STROKES (FUN WITH PATTERNS)  ENGLISH WRITTEN (MY JOYFUL BOOK OF ACTIVITY)	Pg. no. 2 to 17 Standing lines, sleeping lines and slanting lines.  Pg. no. 2 to 9, Pg. no. 18 to 21 and Pg. no. 30,31,34,35 (Capital letters) A,B,C,D (BOOK 1)	Pg. no. 18 to 31 Trace and draw the pattern.  Pg. no. 10 to 17, Pg. no. 22 to 29, Pg. no. 32,33 and Pg. no. 36 to 39 (Capital letters) E,F,G,H (BOOK 1)	(Summer Holidays Homework) (UPPERCASE LETTERS BOOK) Pg. no. 3 to 15 (SWAR ABHYAS) Pg. no. 5 to 16 (BUNNY MATHS BOOK) Pg. no. 2 to 15	Pg. no. 32 to 47 Trace and draw the patterns.  Pg. no. 2 to 51 (Capital letters) A to P (BOOK 2)	Pg. no. 48 to 64 Revision.  Pg. no. 2 to 49 (Capital letters) A to Z (BOOK 3)	(Winter Holidays Homework) (UPPERCASE LETTERS BOOK) Pg. no. 46 to 56 (SWAR ABHYAS) Pg. no. 40 to 48 (BUNNY MATHS BOOK) Pg. no. 41 to 56
ENGLISH WRITING	A,B,C,D	E,F,G,H A,B,C,D	Make a chart on the topic (Countings, Alphabets, Rhymes, Fruits, Vegetables, etc)	A to P G,K,J,D M,P,O,N	A to Z V,W,X,Y,Z Q,R,S,T,U	To make a family tree on a drawing sheet.
ENGLISH DICTATION	A,B,C,D	E,F,G,H A,B,C,D		A to P A,B,C,D,G,I,J,K,O,P	A to Z Q,R,S,T,U,V,W,X,Y,Z	
ENGLISH READING (GENNIE ALPHABET BOOK)	—	Pg. no. 2 to 19		—	Pg. no. 20 to 32	
ENGLISH RECITATION (BUSY BEE NURSERY RHYMES A)		Pg. no. 3 to 13		—	Pg. no. 14 to 24	
MATHS WRITTEN (MY JOYFUL BOOK OF ACTIVITY)	Pg. no. 1 to 26 Counting 1 to 5 (BOOK 1)	Pg. no. 27 to 60 Counting 6 to 10 (BOOK 1) Pg. no. 1 to 14 Counting 11 to 15 (BOOK 2)		Pg. no. 15 to 50 Counting 16 to 20 (BOOK 2)	Pg. no. 1 to 48 Counting 1 to 30 (BOOK 3)	
MATHS ORAL (BOUNCY BEARS A)	—	Counting 1 to 20  Pg. no. 4 to 41		—	Counting 21 to 50  Pg. no. 42 to 48	
HINDI WRITTEN (MY JOYFUL BOOK OF ACTIVITY)	Pg. no. 2 to 33 अ, आ, उ, ऊ (BOOK 1)	Pg. no. 2 to 21 इ, ई, ए, ऐ (BOOK 2)		Pg. no. 22 to 31 अ, आ, इ, ई, उ, ऊ, ए, ऐ (BOOK 2) Pg. no. 2 to 5 ओ, औ (BOOK 3)	Pg. no. 6 to 35 (BOOK 3) अं, अः, ऋ, ओ, औ  अ – अः	

HINDI WRITING	अ, आ, उ, ऊ	इ, ई, ए, ऐ		इ, ई, ओ, औ, अ, आ, उ, ऊ	ए, ऐ, अं, अः, ऋ, ओ, औ, इ	
HINDI DICTATION WORDS	अ, आ, उ, ऊ	इ, ई, ए, ऐ अ, आ, उ, ऊ		इ, ई, ओ, औ, उ, ऊ	ए, ऐ, अं, अः, ऋ, अ, आ, इ	
HINDI READING (AKSHAR PARICHAY)	—	Pg. no. 2 to 19		—	Pg. no. 21 to 40	
HINDI RECITATION (RIMJHIM BAALGEET A)	—	Pg. no. A-2 to A-16		—	Pg. no. A-17 to A-32	
DRAWING / CRAFT (ART EXPRESS A)	—	Pg. no. 3 to 21 • (Colouring)Mango , Ball • (Bindi pasting) Ladybug , WaBOOKelon, Strawberry		—	Pg. no. 22 to 40 • (Colouring)Fish,Elephant • (Thumb Painting)Apple,Butterfly,Tre e	
G.K. (GENERAL AWARENESS) (ORAL)	—	Pg. no. 5 to 17 		—	Pg. no. 18 to 40	G.K. (GENERAL AWARENESS) (ORAL)
VALUE EDUCATION (ORAL)	—	Q1. Where is God? Ans. God is everywhere. Q2. Whom do we worship? Ans. We worship God. Q3. Who made the world? Ans. God made the world. Q4. Do you love your parents? Ans. Yes, I love my parents.		—	Q1. What are the three magical words? Ans. Sorry , Please , Thank you. Q2. Whom should we obey? Ans. We should obey our elders. Q3. Where do you go to worship? Ans. _____ Q4. How do you wish the time of the day? Ans. Good morning , Good afternoon , Good evening , Good night.	VALUE EDUCATION (ORAL)
ENGLISH CONVERSATION (ORAL)		Q1. What is your name? Ans. My name is _____ .  Q2. How old are you? Ans. I am ____ years old.  Q3. How are you? Ans. I am fine , thank you.  Q4. What is the name of your class teacher? Ans. The name of my class teacher is Mrs. Sarfina Shaw			Q1. In which class do you study? Ans. I study in Nursery.  Q2. What is the name of your Principal? Ans. The name of our Principal is Rev. Fr. Roy Dolphus  Q3. What is your father's name? Ans. My father's name is Mr._____  Q.4. What is your mother's name? Ans. My mother's name is Mrs._____	



**"Every child**  
IS A DIFFERENT KIND OF FLOWER,  
AND ALTOGETHER MAKE THIS WORLD  
**a beautiful garden."**  
— ANONYMOUS —

